



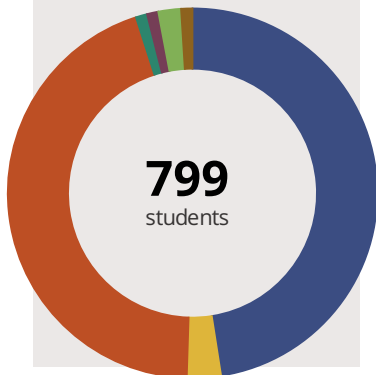
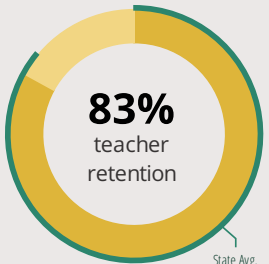
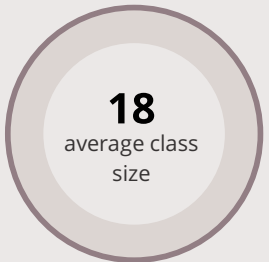
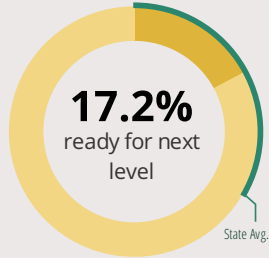
# BELVIDERE SOUTH MIDDLE SCHOOL

919 E 6TH ST BELVIDERE, IL 61008 4500 (815) 544-0301

Grades: 6-8  
District: BELVIDERE CUSD 100

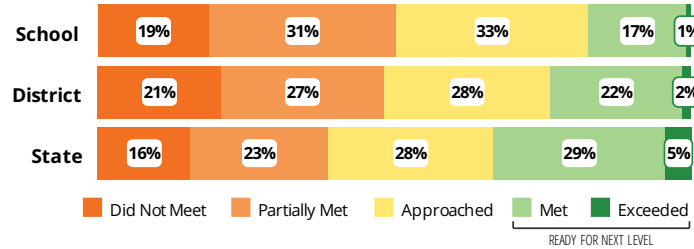
Principal: Mr. Ben Commare  
Superintendent: Dr. Daniel Woestman

## FAST FACTS



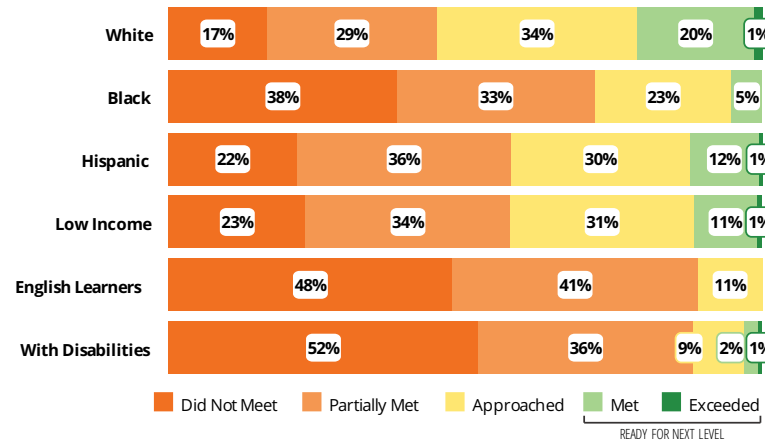
## Academic Success

All Illinois students in grades 3-8 take the PARCC assessment each year. High school students take the PARCC in specific Math or English Language Arts (ELA) courses.



## Success by Student Group

This display shows PARCC performance levels for each student group. No data is shown for groups with fewer than 10 students.



## Student Characteristics

White	48%	Low Income	65%
Black	3%	English Learners	9%
Hispanic	45%	With Disabilities	15%
Asian	1%	Homeless	1%
American Indian	1%		
Two or More Races	2%		
Pacific Islander	1%		

## School Environment



The **5Essentials Survey** allows students in grades 6-12 and all teachers to share their perspectives on essential conditions for learning. The anonymous survey consists of 5 components.

- Most implementation
- More implementation
- Average implementation
- Less implementation
- Least implementation
- Not Applicable/Low Response

### Response Rates

Students	-
Teachers	-

### Effective Leaders

Do principals and teachers implement a shared vision for success?

### Collaborative Teachers

Do teachers collaborate to promote professional growth?

### Ambitious Instruction

Are the classes challenging and engaging?

### Supportive Environment

Is the school safe, demanding, and supportive?

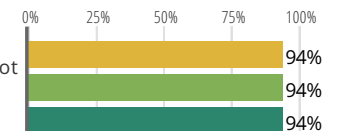
### Involved Families

Does the entire staff build strong external relationships?

## Student Attendance and Mobility

### Attendance Rate

Rate at which students are present at school, not including excused or unexcused absences



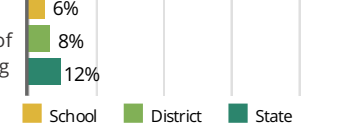
### Chronic Truancy Rate

Percentage of students who have been absent without valid reasons for 5% or more of regular school days



### Student Mobility

Percentage of students who transfer in or out of the school during the school year, not including graduates





# BELVIDERE SOUTH MIDDLE SCHOOL

## School Highlights

### Academic Courses

7th Grade Algebra, 8th Grade Algebra, 8th Grade Geometry, Art, Art History, Band, Bilingual Programs/Courses, Bilingual Support, Ceramics, Choir, College Exploration, Computer Science, Guitar, Newspaper/Yearbook, Painting, Peer Mentors, Photography, Project Lead The Way, Spanish Conversation and Culture, Summer School

### Physical Education, Health and Wellness

GetFit365, Health Education Courses, Nutrition, Weight Lifting/Toning

### Other Programs and Activities

8-9th Grade Transition Workshops, Art Club, Conflict Resolution, Drama/Theatre, Family Nights, First Lego League, Girls on the Run, Homework Club, Jazz Band, Marching Band, Math Club, Music Club, National Honor Society, Parent Associations, Scholastic Bowl, Science Club, Student Council/Government, Technology Club, Yearbook Club

### School Awards

High Reliability School Level 1 Certified

### Career Development Courses and Programs

Computer Concepts and Software Applications, Project Lead The Way

### Athletics

Boy's Basketball, Boy's Cross Country, Boy's Football, Boy's Soccer, Boy's Track & Field, Boy's Wrestling, Girl's Basketball, Girl's Competitive Cheerleading, Girl's Cross Country, Girl's Soccer, Girl's Track & Field, Girl's Volleyball, Girls Wrestling

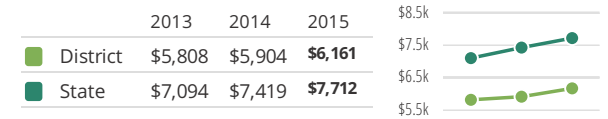
### School Personnel Resources

Bilingual Education Teacher, Curriculum Specialist, General Administrator or General Supervi, Librarian/Media Specialist, Paraprofessional, Reading Specialist, Reading Teacher, School Guidance Counselor, School Nurse, School Psychologist, School Social Worker, Special Education Teacher, Supervisor (Special Education Technical, Technology Specialist

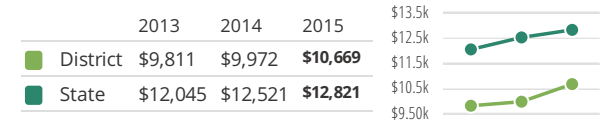
### Facilities

## District Finance

**Instructional Spending per Pupil** includes only the activities directly dealing with the teaching of students or the interaction between teachers and students.



**Operational Spending per Pupil** includes all costs for overall operations in this school's district, including Instructional Spending, but excluding summer school, adult education, capital expenditures, and long-term debt payments.



## Educator Measures

This school has had **1 principal(s)** over the past 6 years. In the last three years, an average of **83% of teachers** return to this school each year.

## FOR MORE INFORMATION

Visit [IllinoisReportCard.com](http://IllinoisReportCard.com) to see additional details about each item of information for this school. There you will find charts spanning multiple years, detailed explanations, resources, more of the school's programs and activities, and powerful tools that let you dig deeper into data.

Most of this data has been collected by ISBE from school districts through data systems. Some information, such as the School Highlights, is entered directly by principals and can be updated throughout the year.