



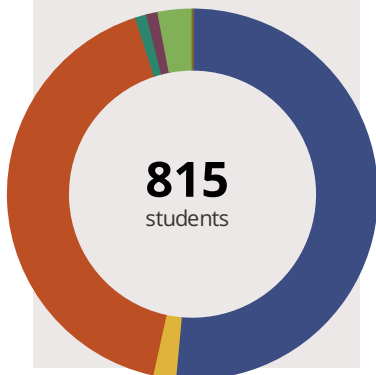
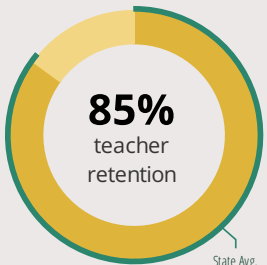
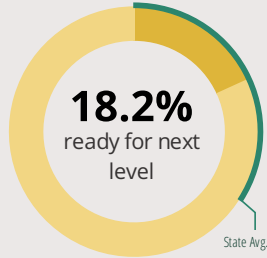
BELVIDERE SOUTH MIDDLE SCHOOL

919 E 6TH ST BELVIDERE, IL 61008 4500 (815) 544-4175

Grades: 6-8
District: BELVIDERE CUSD 100

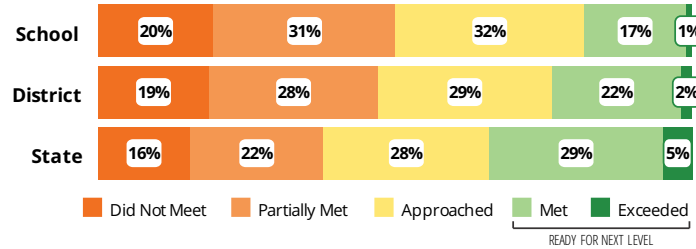
Principal: Mr. Ben Commare
Superintendent: Dr. Daniel Woestman

FAST FACTS



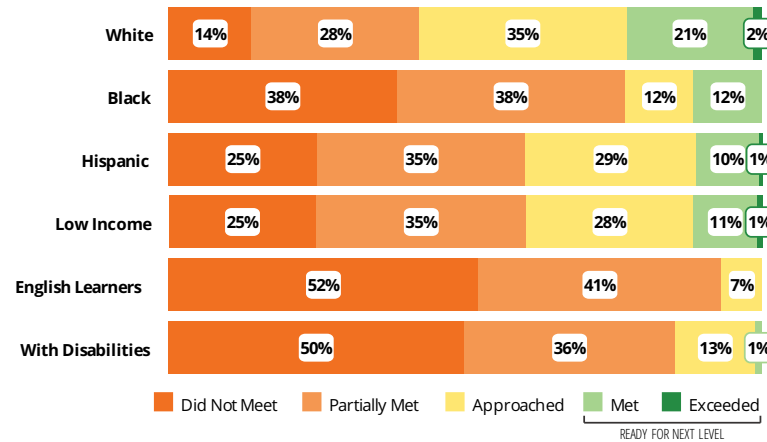
Academic Success

Middle All Illinois students in grades 3-8 take the PARCC assessment each year. High school students take the SAT in Math and English Language Arts.



Success by Student Group

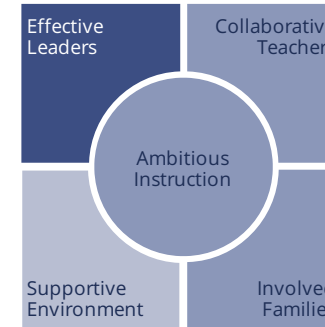
This display shows PARCC performance levels for each student group. No data is shown for groups with fewer than 10 students.



Student Characteristics

White	52%	Low Income	59%
Black	2%	English Learners	10%
Hispanic	42%	With Disabilities	17%
Asian	1%	Homeless	0%
American Indian	1%		
Two or More Races	3%		
Pacific Islander	0%		

School Environment



The **5Essentials Survey** allows students in grades 6-12 and all teachers to share their perspectives on essential conditions for learning. The anonymous survey consists of 5 components.



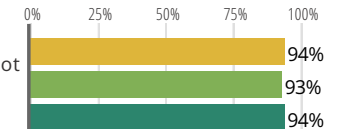
Response Rates	
Students	85%
Teachers	80%

- More Effective Leaders**
Do principals and teachers implement a shared vision for success?
- Average Collaborative Teachers**
Do teachers collaborate to promote professional growth?
- Average Ambitious Instruction**
Are the classes challenging and engaging?
- Less Supportive Environment**
Is the school safe, demanding, and supportive?
- Average Involved Families**
Does the entire staff build strong external relationships?

Student Attendance and Mobility

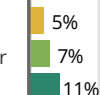
Attendance Rate

Rate at which students are present at school, not including excused or unexcused absences




Chronic Truancy Rate

Percentage of students who have been absent without valid reasons for 5% or more of regular school days



Student Mobility

Percentage of students who transfer in or out of the school during the school year, not including graduates





BELVIDERE SOUTH MIDDLE SCHOOL

School Highlights

Academic Courses

7th Grade Algebra, 8th Grade Algebra, 8th Grade Geometry, Art, Art History, Band, Bilingual Programs/Courses, Bilingual Support, Ceramics, Choir, College Exploration, Computer Science, Guitar, Newspaper/Yearbook, Painting, Peer Mentors, Photography, Project Lead The Way, Spanish Conversation and Culture, Summer School

Physical Education, Health and Wellness

GetFit365, Health Education Courses, Nutrition, Weight Lifting/Toning

Other Programs and Activities

8-9th Grade Transition Workshops, Art Club, Conflict Resolution, Drama/Theatre, Family Nights, First Lego League, Girls on the Run, Homework Club, Jazz Band, Marching Band, Math Club, Music Club, National Honor Society, Parent Associations, Scholastic Bowl, Science Club, Student Council/Government, Technology Club, Yearbook Club

School Awards

High Reliability School Level 1 Certified

Career Development Courses and Programs

Computer Concepts and Software Applications, Project Lead The Way

Athletics

Boy's Basketball, Boy's Cross Country, Boy's Football, Boy's Soccer, Boy's Track & Field, Boy's Wrestling, Girl's Basketball, Girl's Competitive Cheerleading, Girl's Cross Country, Girl's Soccer, Girl's Track & Field, Girl's Volleyball, Girls Wrestling

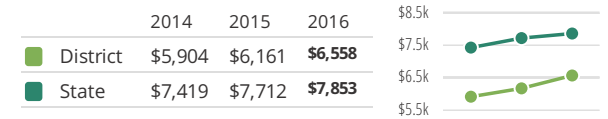
School Personnel Resources

Bilingual Education Teacher, Curriculum Specialist, General Administrator or General Supervi, Librarian/Media Specialist, Paraprofessional, Reading Specialist, Reading Teacher, School Guidance Counselor, School Nurse, School Psychologist, School Social Worker, Special Education Teacher, Supervisor (Special Education Technical, Technology Specialist

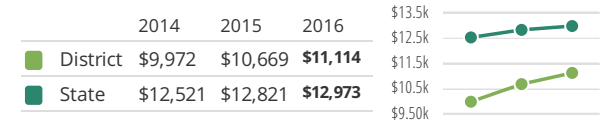
Facilities

District Finance

Instructional Spending per Pupil includes only the activities directly dealing with the teaching of students or the interaction between teachers and students.



Operational Spending per Pupil includes all costs for overall operations in this school's district, including Instructional Spending, but excluding summer school, adult education, capital expenditures, and long-term debt payments.



Educator Measures

This school has had **1 principal(s)** over the past 6 years. In the last three years, an average of **85% of teachers** return to this school each year.

FOR MORE INFORMATION

Visit IllinoisReportCard.com to see additional details about each item of information for this school. There you will find charts spanning multiple years, detailed explanations, resources, more of the school's programs and activities, and powerful tools that let you dig deeper into data.

Most of this data has been collected by ISBE from school districts through data systems. Some information, such as the School Highlights, is entered directly by principals and can be updated throughout the year.