



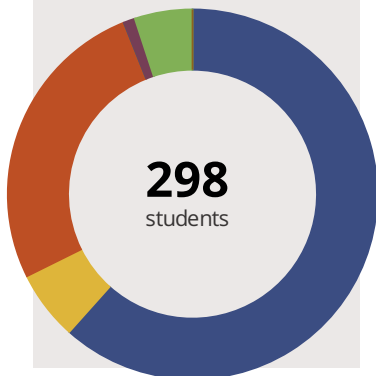
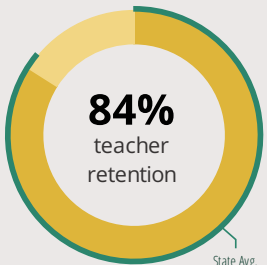
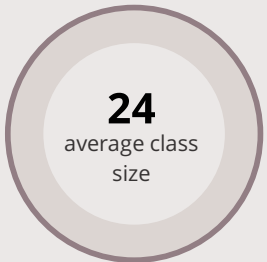
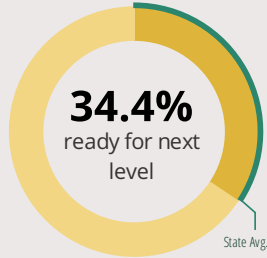
PERRY ELEM SCHOOL

633 W PERRY ST BELVIDERE, IL 61008 3153 (815) 544-9274

Grades: K-5
District: BELVIDERE CUSD 100

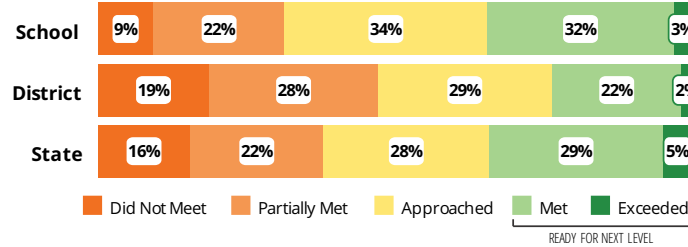
Principal: Mr. Frank Mandera
Superintendent: Dr. Daniel Woestman

FAST FACTS



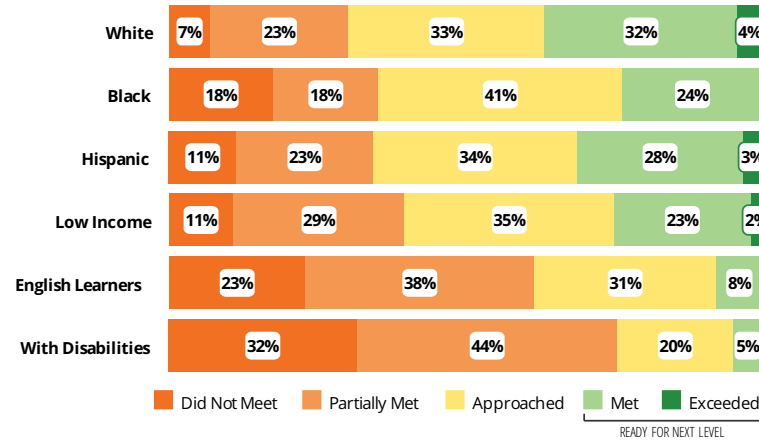
Academic Success

Elementary All Illinois students in grades 3-8 take the PARCC assessment each year. High school students take the SAT in Math and English Language Arts.



Success by Student Group

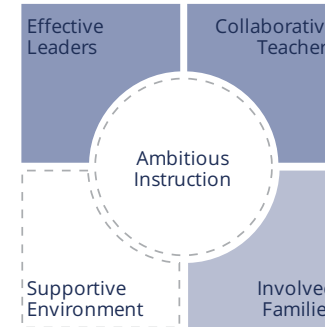
This display shows PARCC performance levels for each student group. No data is shown for groups with fewer than 10 students.



Student Characteristics

White	61%	Low Income	66%
Black	6%	English Learners	5%
Hispanic	26%	With Disabilities	17%
Asian	0%	Homeless	2%
American Indian	1%		
Two or More Races	5%		
Pacific Islander	0%		

School Environment



The **5Essentials Survey** allows students in grades 6-12 and all teachers to share their perspectives on essential conditions for learning. The anonymous survey consists of 5 components.

- Most implementation
- More implementation
- Average implementation
- Less implementation
- Least implementation
- Not Applicable/Low Response

Response Rates

Students	-
Teachers	90%

Average Effective Leaders

Do principals and teachers implement a shared vision for success?

Average Collaborative Teachers

Do teachers collaborate to promote professional growth?

Ambitious Instruction

Are the classes challenging and engaging?

Supportive Environment

Is the school safe, demanding, and supportive?

Less Involved Families

Does the entire staff build strong external relationships?

Student Attendance and Mobility

Attendance Rate

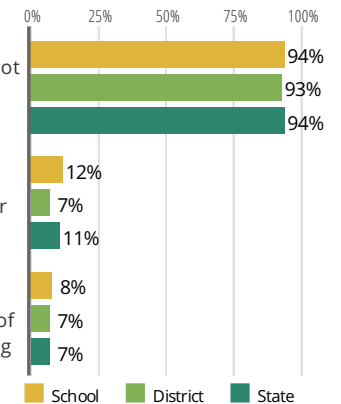
Rate at which students are present at school, not including excused or unexcused absences

Chronic Truancy Rate

Percentage of students who have been absent without valid reasons for 5% or more of regular school days

Student Mobility

Percentage of students who transfer in or out of the school during the school year, not including graduates





PERRY ELEM SCHOOL

School Highlights

Academic Courses

Perry Elementary School offers high quality educational experiences for all students in grades K-5. We are a neighborhood school that provides a positive culture of high academic and behavior expectations. We support the students with RTI interventions and engaging lessons focused on the Common Core Standards.

Physical Education, Health and Wellness

Perry school received a grant to implement the SPARK health and wellness program. We are excited to offer our students this new program.

Other Programs and Activities

Perry provides a number of academic support programs before, during and after school hours. These include: * A variety of RTI interventions * Student Council * 3rd-5th Grade Choir * PBIS (Gold Level) * "PAWSITIVE NEWS" weekly video program * "Little Free Library * Garden Club * "Tuesdays at Ten" summer reading program

School Awards

Students and staff participate in end of the quarter awards assemblies which focus on citizenship (PBIS) K-5, academic achievement (Honor Roll) 3-5, and celebration of the positive happenings within grade levels K-2.

Career Development Courses and Programs

Athletics

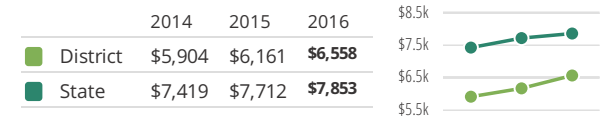
School Personnel Resources

Bilingual Special Education Teacher, Paraprofessional, Reading Specialist, Reading Teacher, School Social Worker, Special Education Teacher

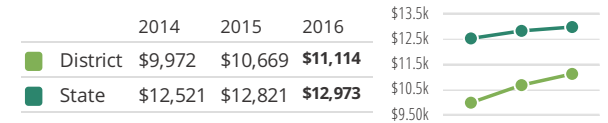
Facilities

District Finance

Instructional Spending per Pupil includes only the activities directly dealing with the teaching of students or the interaction between teachers and students.



Operational Spending per Pupil includes all costs for overall operations in this school's district, including Instructional Spending, but excluding summer school, adult education, capital expenditures, and long-term debt payments.



Educator Measures

This school has had **1 principal(s)** over the past 6 years. In the last three years, an average of **84% of teachers** return to this school each year.

FOR MORE INFORMATION

Visit IllinoisReportCard.com to see additional details about each item of information for this school. There you will find charts spanning multiple years, detailed explanations, resources, more of the school's programs and activities, and powerful tools that let you dig deeper into data.

Most of this data has been collected by ISBE from school districts through data systems. Some information, such as the School Highlights, is entered directly by principals and can be updated throughout the year.