



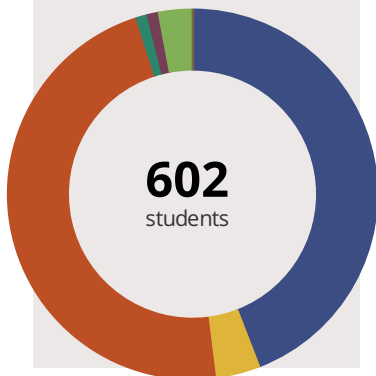
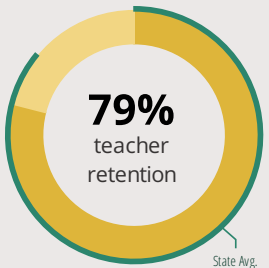
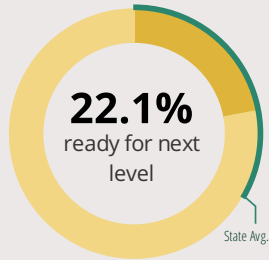
# LINCOLN ELEM SCHOOL

1011 BONUS AVE BELVIDERE, IL 61008 2343 (815) 544-0301

Grades: P-5  
District: BELVIDERE CUSD 100

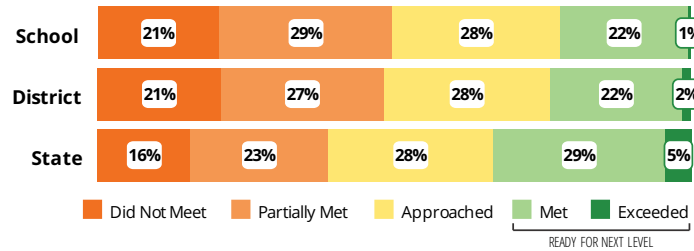
Principal: Beth Marchini  
Superintendent: Dr. Daniel Woestman

## FAST FACTS



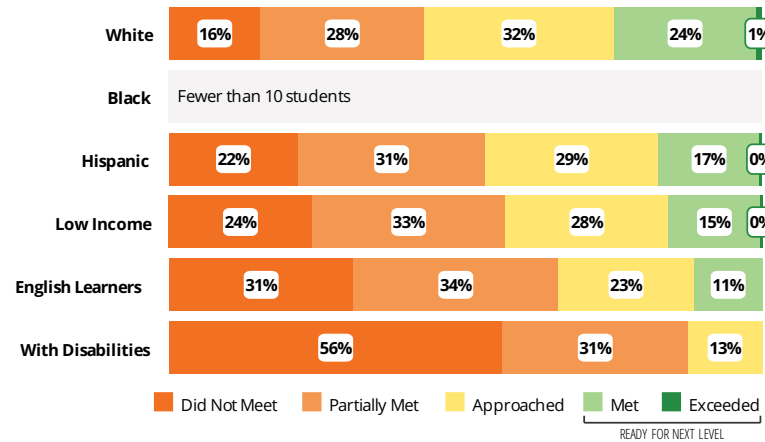
## Academic Success

All Illinois students in grades 3-8 take the PARCC assessment each year. High school students take the PARCC in specific Math or English Language Arts (ELA) courses.



## Success by Student Group

This display shows PARCC performance levels for each student group. No data is shown for groups with fewer than 10 students.

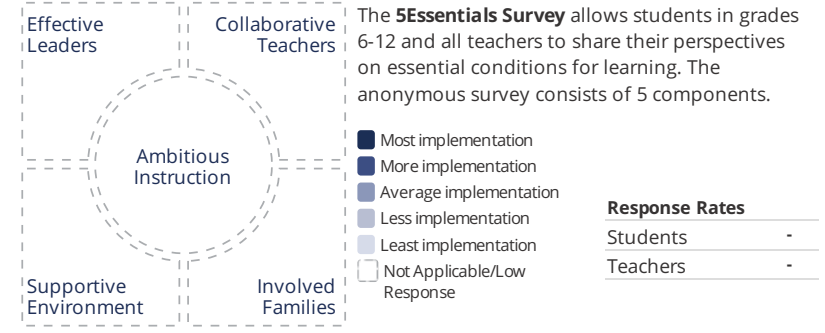


## Student Characteristics

White	45%	Low Income	60%
Black	4%	English Learners	30%
Hispanic	48%	With Disabilities	11%
Asian	1%	Homeless	1%
American Indian	1%		
Two or More Races	3%		
Pacific Islander	0%		

## School Environment

The **5Essentials Survey** allows students in grades 6-12 and all teachers to share their perspectives on essential conditions for learning. The anonymous survey consists of 5 components.



**Response Rates**

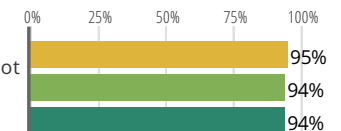
Students	-
Teachers	-

- Effective Leaders**  
Do principals and teachers implement a shared vision for success?
- Collaborative Teachers**  
Do teachers collaborate to promote professional growth?
- Ambitious Instruction**  
Are the classes challenging and engaging?
- Supportive Environment**  
Is the school safe, demanding, and supportive?
- Involved Families**  
Does the entire staff build strong external relationships?

## Student Attendance and Mobility

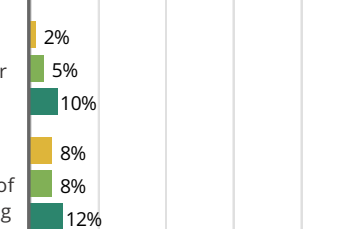
### Attendance Rate

Rate at which students are present at school, not including excused or unexcused absences



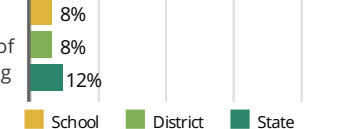
### Chronic Truancy Rate

Percentage of students who have been absent without valid reasons for 5% or more of regular school days



### Student Mobility

Percentage of students who transfer in or out of the school during the school year, not including graduates





# LINCOLN ELEM SCHOOL

## School Highlights

### Academic Courses

Bilingual Programs/Courses, Bilingual Support, Dual Language, Gifted and Talented Programs, Peer Mentors, Summer School, Title 1 Programs

### Physical Education, Health and Wellness

Fitness Gram is used to help students set personal fitness goals and track their progress from K-5th grade.

### Other Programs and Activities

After School Care, Art Club, Family Nights, Language Clubs, Little Free Library, Mentoring Program, Music Club, Parent Associations, Reading Clubs, Student Council/Government, Yearbook Club

### School Awards

Gold Level Recipient for School-wide Implementation, PBIS Implementing, US Healthier Schools Silver Level

### Career Development Courses and Programs

### Athletics

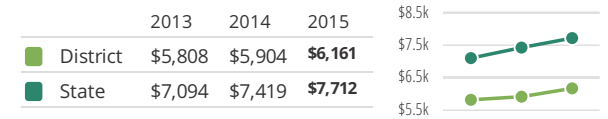
### School Personnel Resources

Bilingual Education Teacher, Curriculum Specialist, English as a Second Language Teacher, General Administrator or General Supervi, Paraprofessional, Pre-Kindergarten Teacher, Reading Specialist, School Guidance Counselor, School Nurse, School Psychologist, Special Education Teacher, Speech Language Pathologist-non teaching, Speech Language Pathology Teacher

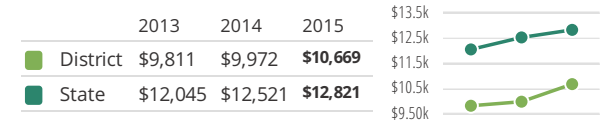
### Facilities

## District Finance

**Instructional Spending per Pupil** includes only the activities directly dealing with the teaching of students or the interaction between teachers and students.



**Operational Spending per Pupil** includes all costs for overall operations in this school's district, including Instructional Spending, but excluding summer school, adult education, capital expenditures, and long-term debt payments.



## Educator Measures

This school has had **1 principal(s)** over the past 6 years. In the last three years, an average of **79% of teachers** return to this school each year.

## FOR MORE INFORMATION

Visit [IllinoisReportCard.com](http://IllinoisReportCard.com) to see additional details about each item of information for this school. There you will find charts spanning multiple years, detailed explanations, resources, more of the school's programs and activities, and powerful tools that let you dig deeper into data.

Most of this data has been collected by ISBE from school districts through data systems. Some information, such as the School Highlights, is entered directly by principals and can be updated throughout the year.