



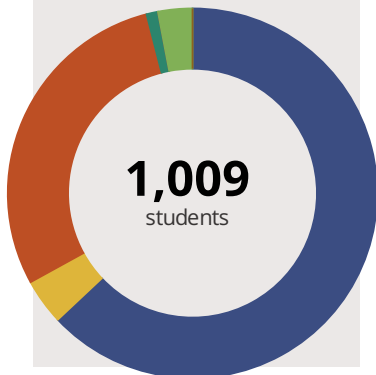
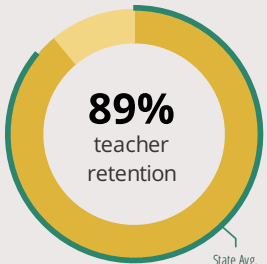
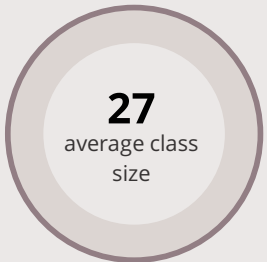
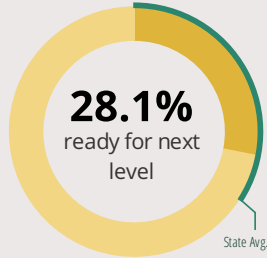
BELVIDERE CENTRAL MIDDLE SCHOOL

8787 BELOIT RD BELVIDERE, IL 61008 1701 (815) 544-0190

Grades: 6-8
District: BELVIDERE CUSD 100

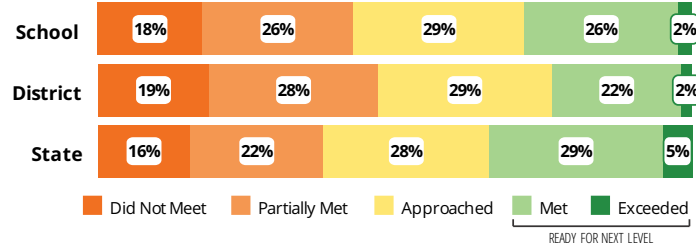
Principal: Ms.Nicole Difford
Superintendent: Dr.Daniel Woestman

FAST FACTS



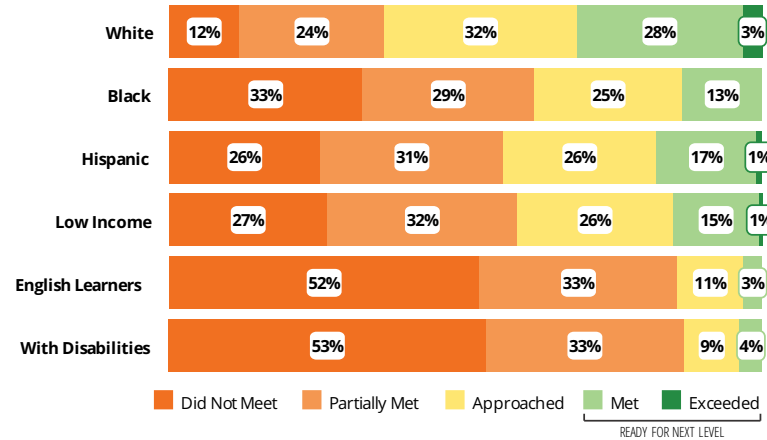
Academic Success

Middle All Illinois students in grades 3-8 take the PARCC assessment each year. High school students take the SAT in Math and English Language Arts.



Success by Student Group

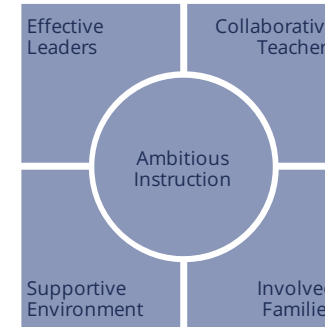
This display shows PARCC performance levels for each student group. No data is shown for groups with fewer than 10 students.



Student Characteristics

White	63%	Low Income	40%
Black	4%	English Learners	5%
Hispanic	29%	With Disabilities	13%
Asian	1%	Homeless	1%
American Indian	0%		
Two or More Races	3%		
Pacific Islander	0%		

School Environment



The **5Essentials Survey** allows students in grades 6-12 and all teachers to share their perspectives on essential conditions for learning. The anonymous survey consists of 5 components.

- Most implementation
- More implementation
- Average implementation
- Less implementation
- Least implementation
- Not Applicable/Low Response

Response Rates

Students	65%
Teachers	70%

Average Effective Leaders

Do principals and teachers implement a shared vision for success?

Average Collaborative Teachers

Do teachers collaborate to promote professional growth?

Average Ambitious Instruction

Are the classes challenging and engaging?

Average Supportive Environment

Is the school safe, demanding, and supportive?

Average Involved Families

Does the entire staff build strong external relationships?

Student Attendance and Mobility

Attendance Rate

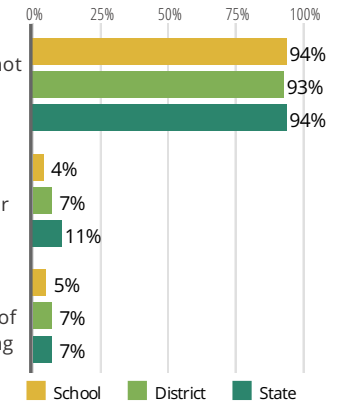
Rate at which students are present at school, not including excused or unexcused absences

Chronic Truancy Rate

Percentage of students who have been absent without valid reasons for 5% or more of regular school days

Student Mobility

Percentage of students who transfer in or out of the school during the school year, not including graduates





BELVIDERE CENTRAL MIDDLE SCHOOL

School Highlights

Academic Courses

Belvidere Central Middle School is proud to support students in grades 6-8 in all core academic areas, as well as Encore courses including Project Lead the Way. Through activity-, project-, and problem-based curriculum, PLTW gives students at CMS a chance to apply what they know, identify problems, find unique solutions, and lead their own learning

Physical Education, Health and Wellness

Physical Education at CMS includes opportunities for students to select and participate in life-long games and sports activities in 6-8 week rotations. Physical Education fitness focuses on cardiovascular endurance, flexibility, muscular endurance and muscular strength. Students attend PE daily, with fitness days two times a week.

Other Programs and Activities

8-9th Grade Transition Workshops, Conflict Resolution, Drama/Theatre, Homework Club, Jazz Band, Marching Band, Math Club, Mentoring Program, National Honor Society, Parent Associations, Scholastic Bowl, Student Council/Government, Tutoring Program, Yearbook Club

School Awards

Career Development Courses and Programs

Athletics

Boy's Basketball, Boy's Cross Country, Boy's Football, Boy's Soccer, Boy's Track & Field, Boy's Wrestling, Girl's Basketball, Girl's Competitive Cheerleading, Girl's Competitive Dance, Girl's Cross Country, Girl's Soccer, Girl's Track & Field, Girl's Volleyball, Intramural Sports

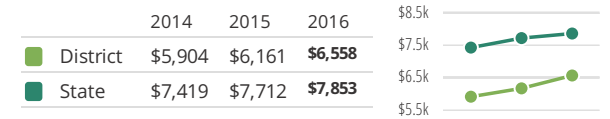
School Personnel Resources

English as a Second Language Teacher, Paraprofessional, Reading Teacher, School Guidance Counselor, School Psychologist, School Social Worker, Special Education Teacher

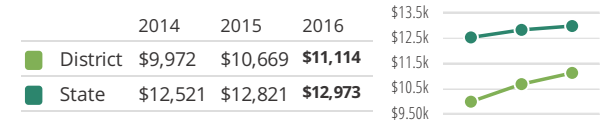
Facilities

District Finance

Instructional Spending per Pupil includes only the activities directly dealing with the teaching of students or the interaction between teachers and students.



Operational Spending per Pupil includes all costs for overall operations in this school's district, including Instructional Spending, but excluding summer school, adult education, capital expenditures, and long-term debt payments.



Educator Measures

This school has had **3 principal(s)** over the past 6 years. In the last three years, an average of **89% of teachers** return to this school each year.

FOR MORE INFORMATION

Visit IllinoisReportCard.com to see additional details about each item of information for this school. There you will find charts spanning multiple years, detailed explanations, resources, more of the school's programs and activities, and powerful tools that let you dig deeper into data.

Most of this data has been collected by ISBE from school districts through data systems. Some information, such as the School Highlights, is entered directly by principals and can be updated throughout the year.