



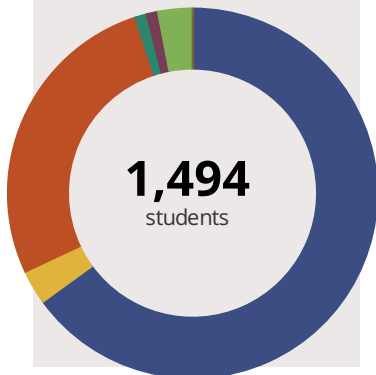
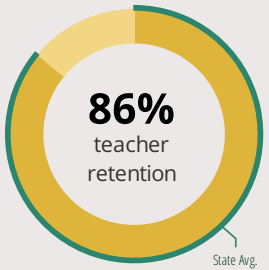
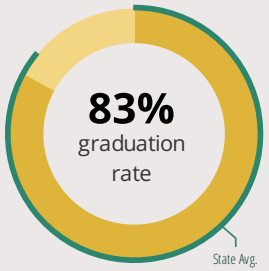
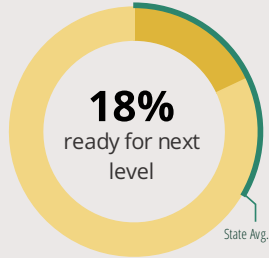
BELVIDERE NORTH HIGH SCH

9393 BELOIT RD BELVIDERE, IL 61008 9735 (815) 544-0301

Grades: 9-12
District: BELVIDERE CUSD 100

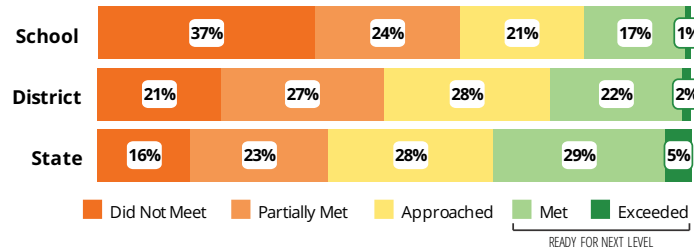
Principal: Mr. Marc Eckmann
Superintendent: Dr. Daniel Woestman

FAST FACTS



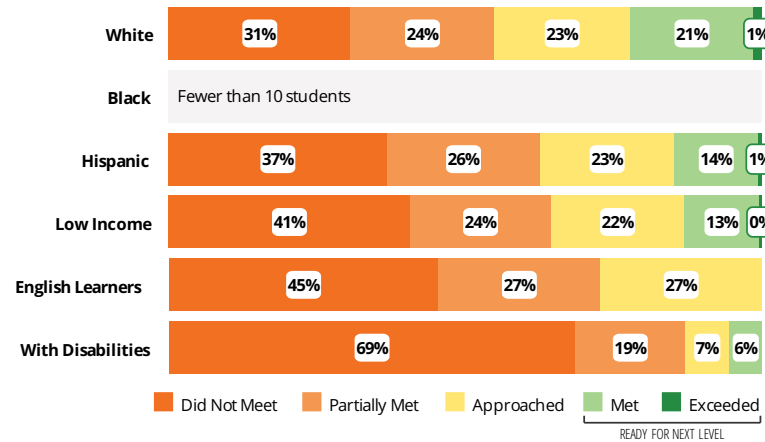
Academic Success

All Illinois students in grades 3-8 take the PARCC assessment each year. High school students take the PARCC in specific Math or English Language Arts (ELA) courses.



Success by Student Group

This display shows PARCC performance levels for each student group. No data is shown for groups with fewer than 10 students.



Student Characteristics

White	65%	Low Income	43%
Black	3%	English Learners	3%
Hispanic	27%	With Disabilities	12%
Asian	1%	Homeless	1%
American Indian	1%		
Two or More Races	3%		
Pacific Islander	0%		

School Environment



The **5Essentials Survey** allows students in grades 6-12 and all teachers to share their perspectives on essential conditions for learning. The anonymous survey consists of 5 components.

- Most implementation
- More implementation
- Average implementation
- Less implementation
- Least implementation
- Not Applicable/Low Response

Response Rates

Students	-
Teachers	-

Effective Leaders

Do principals and teachers implement a shared vision for success?

Collaborative Teachers

Do teachers collaborate to promote professional growth?

Ambitious Instruction

Are the classes challenging and engaging?

Supportive Environment

Is the school safe, demanding, and supportive?

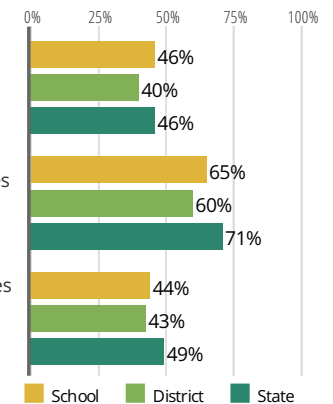
Involved Families

Does the entire staff build strong external relationships?

College Readiness

Ready for College Coursework

Students who meet or exceed ACT college readiness benchmarks



Postsecondary Enrollment

Students who enroll at colleges and universities

Postsecondary Remediation (lower is better)

Students enrolled in Illinois community colleges who require remedial coursework



BELVIDERE NORTH HIGH SCH

School Highlights

Academic Courses

AP Biology, AP Calculus AB, AP English Literature and Composition, AP Government, AP Physics B, AP Psychology, AP Statistics, AP United States History, Band, Broadcasting, Ceramics, Choir, Economics, French I, German I, German I-II, German I-III, German I-IV, Home Economics/Family and Consumer Science, Newspaper/Yearbook, Painting, Photography, Psychology, Sociology, Spanish I, Spanish I-II, Spanish I-III, Spanish I-IV, Theater

Physical Education, Health and Wellness

Adaptive PE, PE 11-12, PE 9-10, Weight Lifting/Toning

Other Programs and Activities

Debate, DECA, Green Club, North Way Mentors, Peer Tutoring, Scholastic Bowl, Student Council

School Awards

2 Golden Apple Teachers, Recognized by Us News and World Reports for Bronze level in 2012, Six Nationally Board certified Teachers

Career Development Courses and Programs

Accounting II, Accounting I, Agricultural Biotechnology, Architectural Drafting I, Architectural Drafting II, Automotive Technician I, Automotive Technician II, Basic Agricultural Science, Beginning Automotive Services, Beginning Construction, Biological Science Applications in Agriculture - Animals, Biological Science Applications in Agriculture - Plants, Business and Technology Concepts, Business Law, Cabinetmaking & Millwork I, Care and Learning Services Occupations, Child Development and...

Athletics

Boy's Baseball, Boy's Basketball, Boy's Bowling, Boy's Cross Country, Boy's Football, Boy's Golf, Boy's Lacrosse, Boy's Soccer, Boy's Swimming & Diving, Boy's Tennis, Boy's Track & Field, Boy's Wrestling, Co-Ed Competitive Cheerleading, Girl's Basketball, Girl's Bowling, Girl's Competitive Dance, Girl's Cross Country, Girl's Golf, Girl's Softball, Girl's Swimming & Diving, Girl's Tennis, Girl's Track & Field, Girl's Volleyball, Three-Point Showdown

School Personnel Resources

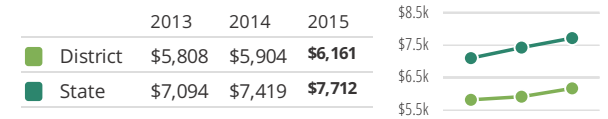
Bilingual Education Teacher, English as a Second Language Teacher, Paraprofessional, School Guidance Counselor, School Psychologist, School Social Worker, Special Education Teacher, Speech Language Pathologist-non teaching

Facilities

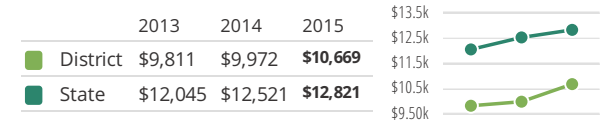
Most of this data has been collected by ISBE from school districts through data systems. Some information, such as the School Highlights, is entered directly by principals and can be updated throughout the year.

District Finance

Instructional Spending per Pupil includes only the activities directly dealing with the teaching of students or the interaction between teachers and students.



Operational Spending per Pupil includes all costs for overall operations in this school's district, including Instructional Spending, but excluding summer school, adult education, capital expenditures, and long-term debt payments.



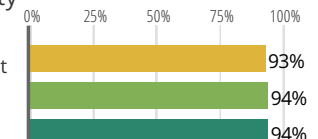
Educator Measures

This school has had **2 principal(s)** over the past 6 years. In the last three years, an average of **86% of teachers** return to this school each year.

Student Attendance and Mobility

Attendance Rate

Rate at which students are present at school, not including excused or unexcused absences



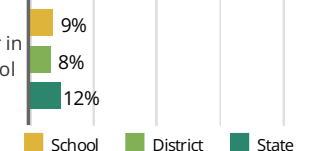
Chronic Truancy Rate

Percentage of students who have been absent without valid reasons for 5% or more of regular school days



Student Mobility

Percentage of students who transfer in or out of the school during the school year, not including graduates



FOR MORE INFORMATION

Visit IllinoisReportCard.com to see additional details about each item of information for this school. There you will find charts spanning multiple years, detailed explanations, resources, more of the school's programs and activities, and powerful tools that let you dig deeper into data.