



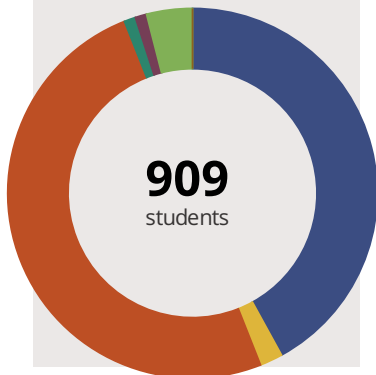
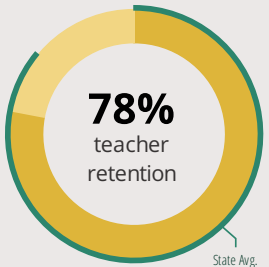
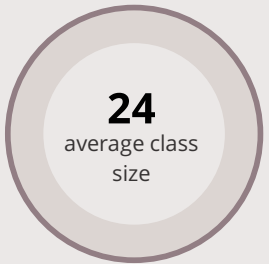
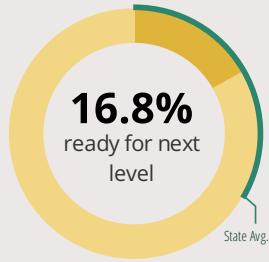
# WASHINGTON ACADEMY

1031 5TH AVE BELVIDERE, IL 61008 5139 (815) 544-8699

Grades: P-8  
District: BELVIDERE CUSD 100

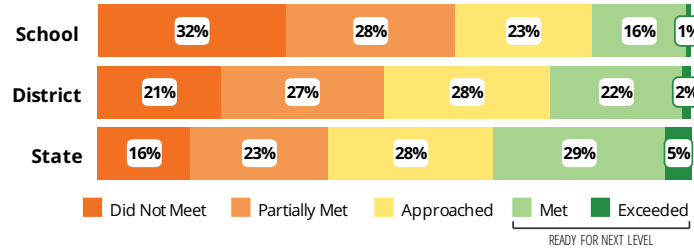
Principal: Ms.Sarah Brenner  
Superintendent: Dr.Daniel Woestman

## FAST FACTS



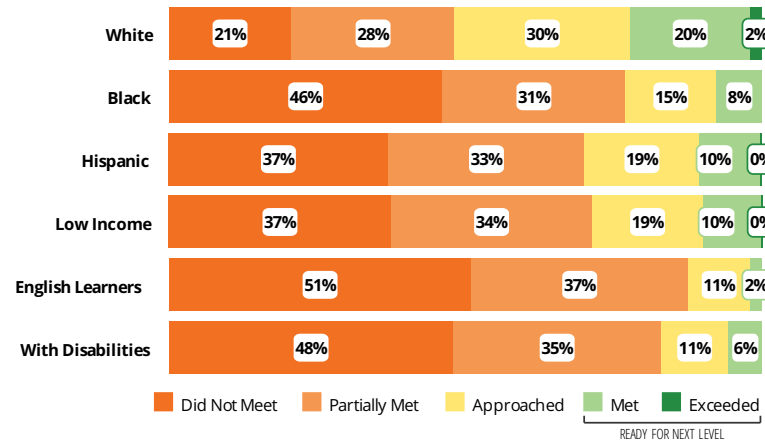
## Academic Success

All Illinois students in grades 3-8 take the PARCC assessment each year. High school students take the PARCC in specific Math or English Language Arts (ELA) courses.



## Success by Student Group

This display shows PARCC performance levels for each student group. No data is shown for groups with fewer than 10 students.



## Student Characteristics

White	42%	Low Income	68%
Black	2%	English Learners	30%
Hispanic	50%	With Disabilities	20%
Asian	1%	Homeless	1%
American Indian	1%		
Two or More Races	4%		
Pacific Islander	0%		

## School Environment



The **5Essentials Survey** allows students in grades 6-12 and all teachers to share their perspectives on essential conditions for learning. The anonymous survey consists of 5 components.

- Most implementation
- More implementation
- Average implementation
- Less implementation
- Least implementation
- Not Applicable/Low Response

### Response Rates

Students	-
Teachers	-

### Effective Leaders

Do principals and teachers implement a shared vision for success?

### Collaborative Teachers

Do teachers collaborate to promote professional growth?

### Ambitious Instruction

Are the classes challenging and engaging?

### Supportive Environment

Is the school safe, demanding, and supportive?

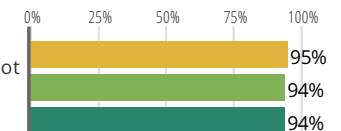
### Involved Families

Does the entire staff build strong external relationships?

## Student Attendance and Mobility

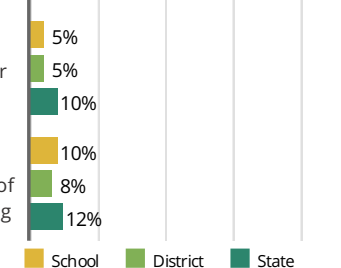
### Attendance Rate

Rate at which students are present at school, not including excused or unexcused absences



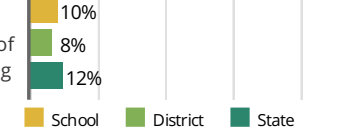
### Chronic Truancy Rate

Percentage of students who have been absent without valid reasons for 5% or more of regular school days



### Student Mobility

Percentage of students who transfer in or out of the school during the school year, not including graduates





# WASHINGTON ACADEMY

## School Highlights

### Academic Courses

Washington Academy is a K-8 STEM Magnet school. We focus on Science, Technology, Engineering and Math. All students receive science instruction every day along with technology class 3 to 5 times per week. We pride ourselves on giving students authentic experiences through Project Based Learning (PBL).

### Physical Education, Health and Wellness

Washington Academy students receive 10 to 15 minutes of PE instruction by their classroom teacher each day.

### Other Programs and Activities

After School Care, Chess Club, Dance Club, Fit Club, Garden Club, Girls and Goggles, Music Club, Parent Associations, Robotics, Running Club, Student Council/Government, Technology Club, Yearbook Club

### School Awards

Golden Apple Award

## Career Development Courses and Programs

## Athletics

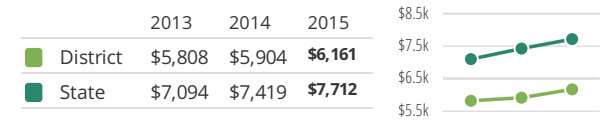
## School Personnel Resources

Bilingual Education Teacher, English as a Second Language Teacher, Paraprofessional, Reading Specialist, School Guidance Counselor, School Nurse, School Psychologist, Special Education Teacher, Speech Language Pathologist-non teaching

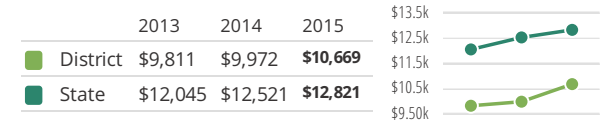
## Facilities

## District Finance

**Instructional Spending per Pupil** includes only the activities directly dealing with the teaching of students or the interaction between teachers and students.



**Operational Spending per Pupil** includes all costs for overall operations in this school's district, including Instructional Spending, but excluding summer school, adult education, capital expenditures, and long-term debt payments.



## Educator Measures

This school has had **3 principal(s)** over the past 6 years. In the last three years, an average of **78% of teachers** return to this school each year.

## FOR MORE INFORMATION

Visit [IllinoisReportCard.com](http://IllinoisReportCard.com) to see additional details about each item of information for this school. There you will find charts spanning multiple years, detailed explanations, resources, more of the school's programs and activities, and powerful tools that let you dig deeper into data.

Most of this data has been collected by ISBE from school districts through data systems. Some information, such as the School Highlights, is entered directly by principals and can be updated throughout the year.